

TABLE OF CONTENT



DOLLY ELECTRICS	4
DOLLY ACCESSORIES	6
PLATFORMS	8
WHEELS	9
V-WHEELS	9
H-WHEELS	10
4 X 2 TRACK WHEELS	11
BROADCAST TRACK WHEELS	11
RIGS, JIB ARMS AND U-BANGI	12
HIGH LOW RIG	12
MINI HIGH LOW RIG	12
MULTI RIG	12
VARIO JIB	13
FOXY JIB	13
LIGHTWEIGHT JIB	14
SUPER JIB I	14
SUPER JIB II	15
U-BANGI II	16
UNIVERSAL ACCESSORIES	17
BAZOOKA	17
MITCHELL RISER	18
LIGHTWEIGHT DOLLY	18
CASTERS	19
SEATS	20
SEAT EXTENSIONS	20
LOW BOY (HI HAT)	21
MISCELLANEOUS	22
WEIGHTS	23
WALL SPREADER	24
TRACKS	25
PST - PRECISION STEEL TRACK	25
PST - SLEEPER	26
PST - TRACK ADAPTERS & ACCESSORIES	26
PVT (MKII) - PRECISION VARIO TRACK	27
PVT (MKII) - SLEEPER	28
PVT (MK II) - TRACK ADAPTERS & ACCESSORIES	28
CASES	29
STANDARD CASES	29

INHALTSVERZEICHNIS

DOLLY ELEKTRIK	4
DOLLY ZUBEHÖR	6
<i>PLATTFORMEN</i>	8
RÄDER	9
<i>V-RÄDER</i>	9
<i>H-RÄDER</i>	10
<i>4 X 2 SCHIENENRÄDER</i>	11
<i>BROADCAST SCHIENENRÄDER</i>	11
AUSLEGER, JIB ARME UND U-BANGI	12
<i>HOCH TIEF AUSLEGER</i>	12
<i>MINI HIGH LOW RIG</i>	12
<i>MULTI RIG</i>	12
<i>VARIO JIB</i>	13
<i>FOXY JIB</i>	13
<i>LEICHTARM</i>	14
<i>SUPER JIB I</i>	14
<i>SUPER JIB II</i>	15
<i>U-BANGI II</i>	16
UNIVERSALZUBEHÖR	17
<i>BAZOOKA</i>	17
<i>MITCHELL RISER</i>	18
<i>LEICHTDOLLY</i>	18
<i>FAHRSPINNEN</i>	19
<i>SITZE</i>	20
<i>SITZARME</i>	20
<i>LOW BOY (HI HAT)</i>	21
<i>VERSCHIEDENES</i>	22
<i>GEWICHTE</i>	23
<i>WALL SPREADER</i>	24
SCHIENEN	25
<i>PST - PRECISION STEEL TRACK</i>	25
<i>PST - SCHWELLEN</i>	26
<i>PST - SCHIENENADAPTER & ZUBEHÖR</i>	26
<i>PVT (MKII) - PRECISION VARIO TRACK</i>	27
<i>PVT (MKII) - SCHWELLEN</i>	28
<i>PVT (MK II) - SCHIENENADAPTER & ZUBEHÖR</i>	28
KOFFER	29
<i>STANDARDKOFFER</i>	29

DOLLY ELECTRICS
DOLLY ELEKTRIK

















illustration not to scale <i>Darstellung nicht maßstabsgetreu</i>	product name <i>Bezeichnung</i>	code no. <i>Art.-Nr.</i>	suitable for <i>passend für</i>															
	Battery Batterie <table border="1" data-bbox="671 629 1206 831"> <tr> <td>weight</td> <td><i>Gewicht</i></td> <td>9 kg / 19.8 lb</td> </tr> <tr> <td>connector</td> <td><i>Anschluss</i></td> <td>1 x male 3-pin XLR</td> </tr> <tr> <td>voltage</td> <td><i>Spannung</i></td> <td>DC 24 V / 12 Ah</td> </tr> <tr> <td>dimensions L x W x D</td> <td></td> <td>5" x 1.1" x 4"</td> </tr> <tr> <td><i>Abmessungen B x H x T</i></td> <td></td> <td>13 x 34 x 11 cm</td> </tr> </table>	weight	<i>Gewicht</i>	9 kg / 19.8 lb	connector	<i>Anschluss</i>	1 x male 3-pin XLR	voltage	<i>Spannung</i>	DC 24 V / 12 Ah	dimensions L x W x D		5" x 1.1" x 4"	<i>Abmessungen B x H x T</i>		13 x 34 x 11 cm	107758	Evolution, Classic, SP3
weight	<i>Gewicht</i>	9 kg / 19.8 lb																
connector	<i>Anschluss</i>	1 x male 3-pin XLR																
voltage	<i>Spannung</i>	DC 24 V / 12 Ah																
dimensions L x W x D		5" x 1.1" x 4"																
<i>Abmessungen B x H x T</i>		13 x 34 x 11 cm																
	Combi Charger Combi Charger <table border="1" data-bbox="671 965 1206 1137"> <tr> <td>supply voltage</td> <td><i>Netzspannung</i></td> <td>AC 90 - 250 V, 50 - 60 Hz</td> </tr> <tr> <td>connector</td> <td><i>Anschluss</i></td> <td>2 x female 3-pin XLR 1 x Ilme</td> </tr> <tr> <td>voltage</td> <td><i>Spannung</i></td> <td>2 x DC 24 V / 3.2 A</td> </tr> </table>	supply voltage	<i>Netzspannung</i>	AC 90 - 250 V, 50 - 60 Hz	connector	<i>Anschluss</i>	2 x female 3-pin XLR 1 x Ilme	voltage	<i>Spannung</i>	2 x DC 24 V / 3.2 A	155729	Evolution, Classic, SP3						
supply voltage	<i>Netzspannung</i>	AC 90 - 250 V, 50 - 60 Hz																
connector	<i>Anschluss</i>	2 x female 3-pin XLR 1 x Ilme																
voltage	<i>Spannung</i>	2 x DC 24 V / 3.2 A																
	Power Cable (Ilme plug) for Combi Charger Leistungskabel (Ilme Stecker) für Combi Charger	155210																
	1-Way charge cable 1-Weg Ladekabel	134643																
	230V Charger for one battery 230V Ladegerät für eine Batterie <table border="1" data-bbox="671 1659 1206 1809"> <tr> <td>supply voltage</td> <td><i>Netzspannung</i></td> <td>AC 230 V, 50 - 60 Hz</td> </tr> <tr> <td>connector</td> <td><i>Anschluss</i></td> <td>1 x female 3-pin XLR</td> </tr> <tr> <td>voltage</td> <td><i>Spannung</i></td> <td>1 x DC 24 V / 5 A</td> </tr> </table>	supply voltage	<i>Netzspannung</i>	AC 230 V, 50 - 60 Hz	connector	<i>Anschluss</i>	1 x female 3-pin XLR	voltage	<i>Spannung</i>	1 x DC 24 V / 5 A	155559	Evolution, Classic, SP3						
supply voltage	<i>Netzspannung</i>	AC 230 V, 50 - 60 Hz																
connector	<i>Anschluss</i>	1 x female 3-pin XLR																
voltage	<i>Spannung</i>	1 x DC 24 V / 5 A																
	Transformer 110V/230V and multiple socket outlet for two chargers Trafo 110V/230V und Steckdosenleiste für zwei Ladegeräte	155561																

illustration not to scale <i>Darstellung nicht maßstabsgetreu</i>	product name <i>Bezeichnung</i>	code no. <i>Art.-Nr.</i>	suitable for <i>passend für</i>
	Cockpit EVO <i>Cockpit EVO</i>	121631	
	Cockpit Cable EVO, Binder <-> Lemo <i>Cockpitkabel EVO, Binder <-> Lemo</i>	155446	
	Cockpit adapter cable EVO, Binder <-> Hirose <i>Cockpit Adapterkabel EVO, Binder <-> Hirose</i>	155447	
	Handset EVO (Binder Plug) <i>Handregler EVO (Binder Buchse)</i>	150678	Evolution
	Handset cable EVO, Lemo <-> Binder, 60 cm <i>Handreglerkabel EVO, Lemo <-> Binder, 60 cm</i>	155422	
	Handset CLASSIC (blue rocker) <i>Handregler CLASSIC (blaue Wippe)</i>	155378	
	Handset cable CLASSIC, Binder<->Binder, 60 cm <i>Handreglerkabel CLASSIC, Binder<->Binder, 60 cm</i>	155208	
	Handset cable CLASSIC, Binder<->Binder, 90 cm <i>Handreglerkabel CLASSIC, Binder<->Binder, 90 cm</i>	155209	SP3, Classic
	Handset kit (Binder-Binder) for SP3, Classic series 1-2 <i>Handregler Kit (Binder-Binder) für SP3, Classic Serie 1-2</i>	155723	

DOLLY ACCESSORIES
DOLLY ZUBEHÖR











illustration not to scale <i>Darstellung nicht maßstabsgetreu</i>	product name <i>Bezeichnung</i>	code no. <i>Art.-Nr.</i>	suitable for <i>passend für</i>
	Steering rod for EVO <i>Lenker für EVO</i>	117877	Evolution
	Steering rod for CLASSIC / EVO <i>Lenker für CLASSIC / EVO</i>	143552	Classic, Evolution
 	Steer out extension, tilt <i>Lenksäulenausleger, klappbar</i> Small steering rod for CLASSIC / EVO <i>Kleiner Lenker für CLASSIC / EVO</i>	123915 129832	Evolution, Classic
	Steer out extension, tilt, double side <i>Lenksäulenausleger, klappbar, doppelseitig</i> for center steering	148895	
	Euro adapter for wheel arm sleeves <i>Euroadapter für Lenkhülsen</i>	126738	
	Anchor base for seat or platform <i>Assi- Sitzaufnahmeadapter</i>	100475	Evolution, Classic, SP3
	Counter balance rod <i>Gegengewichtsarm</i>	100503	





















illustration not to scale <i>Darstellung nicht maßstabsgetreu</i>	product name <i>Bezeichnung</i>	code no. <i>Art.-Nr.</i>	suitable for <i>passend für</i>			
	Column cover, Gore tex <i>Säulenhaube, Gore Tex</i>	123289				
	Rain cover <i>Regenschutzhaube</i>	100520				
	Transport cart <i>Transportwagen</i>	123922				
<table border="1"> <tr> <td>payload</td> <td><i>Traglast</i></td> <td>200 kg / 440 lb</td> </tr> </table>		payload	<i>Traglast</i>	200 kg / 440 lb		
payload	<i>Traglast</i>	200 kg / 440 lb				
	Ice skate (1 pcs.) <i>Eiskufe (1 St.)</i>	144111				
	Wheel locking bar, long <i>Radarretierungsstange, lang</i>	100514	Evolution, Classic			
	Wheel locking bar, short <i>Radarretierungsstange, kurz</i>	100522				
	Steer mode adapter (1 pcs.) <i>Lenkspur Adapter (1 St.)</i>	164995				
	Side locking bar <i>Spurstange</i>	100472	Classic			
	Steerage transmission rod, wide <i>Lenkspurstange, breit</i>	100473				
	Carrying bar, detachable (1 pcs.) <i>Tragestange, teilbar (1 St.)</i>	123279	Evolution, Classic			
	Wheel changing tool <i>Radwechselschlüssel</i>	100453	Evolution, Classic, SP3			

illustration not to scale <i>Darstellung nicht maßstabsgetreu</i>	product name <i>Bezeichnung</i>	code no. <i>Art.-Nr.</i>	suitable for <i>passend für</i>
PLATFORMS PLATTFORMEN			
	Ground platform <i>Bodenplattform</i> <div style="border: 1px solid black; padding: 2px; display: inline-block;"> dim. L x W 2' x 1'8" Abm. L x B 62 x 50 cm </div>	113265	
	Compact platform <i>Kompaktplattform</i> <div style="border: 1px solid black; padding: 2px; display: inline-block;"> dim. L x W 2'4" x 7" Abm. L x B 70 x 18 cm </div>	105747	Evolution, Classic, SP3, Buddy
	Round platform <i>Rundplattform</i> <div style="border: 1px solid black; padding: 2px; display: inline-block;"> dim. L x W 2'4" x 11" Abm. L x B 70 x 29 cm </div>	105743	
	Ground platform bracket <i>Bodenplattform Träger</i>	113272	
	Tube <i>Rohr</i> <div style="border: 1px solid black; padding: 2px; display: inline-block;"> Ø 34 mm / 1.3" </div>	112219	113265 105747 105743
	Support <i>Halter kpl.</i>	113277	
	Tool Box <i>Tool Box</i> <div style="border: 1px solid black; padding: 2px; display: inline-block;"> dim. L x W x H 1' x 7" x 8" Abm. L x B x H 30 x 18 x 21 cm </div>	122757	Evolution, Classic, SP3, Buddy
	Ring platform for SP3, Classic and EVO <i>Ringplattform für SP3, Classic und EVO</i> <div style="border: 1px solid black; padding: 2px; display: inline-block;"> Ø 73 cm / 2'5" </div>	111119	Evolution, Classic, SP3
	Running board platform <i>Mitfahrplattform</i> <div style="border: 1px solid black; padding: 2px; display: inline-block;"> dim. L x W 1' x 1' Abm. L x B 30 x 30 cm </div>	100483	All Panther Dollies

**WHEELS
RÄDER**



illustration not to scale
Darstellung nicht maßstabsgetreu

product name
Bezeichnung

code no.
Art.-Nr.

suitable for
passend für

**V-WHEELS
V-RÄDER**




necessary components for one Dolly		notwendige Komponenten für einen Dolly	
Qty. Anzahl	product name Bezeichnung		code no. Art.-Nr.
4	V-Wheel mount incl. track wheels (1 pcs.)	V-Rad Träger incl. Schienenrad (1 St.)	148657
8	Pneumatic- or Studio-wheel	Luft-, oder Studiorad	-



V-Wheel mount incl. track wheels (1 pcs.) V-Rad Träger incl. Schienenrad (1 St.)	148657
---	--------

**PNEUMATIC- AND STUDIO-WHEELS
LUFT-, UND STUDIORÄDER**

Ø 200 mm / 7.9"



V-Pneumatic wheel (1 pcs.) V-Luftrad (1 St.)	148701	Evolution, Classic, SP3
payload Traglast 200 kg / 441 lb		
V-Studio wheel, soft (1 pcs.) V-Studiorad, weich (1 St.)	148691	
payload Traglast 500 kg / 1102 lb		
VV-Studio wheel, hard (1 pcs.) V-Studiorad, hart (1 St.)	162463	
payload Traglast 600 kg / 1323 lb		

illustration not to scale
Darstellung nicht maßstabsgetreu

product name
Bezeichnung

code no.
Art.-Nr.

suitable for
passend für



H-WHEELS
H-RÄDER

necessary components for one Dolly		notwendige Komponenten für einen Dolly	
Qty. Anzahl	product name Bezeichnung		code no. Art.-Nr.
4	H-Wheel Mount (1 pcs.)	H-Rad Träger (1 St.)	138812
8	Track-wheel	Schienenrad	-
8	Pneumatic- or Studio-wheel	Luft-, oder Studiorad	-









H-Wheel Mount (1 pcs.) H-Rad Träger (1 St.)	138812	Evolution, Classic, Buddy
--	--------	---------------------------------

TRACK-WHEELS
SCHIENENRÄDER Ø 107 mm / 4.2"

	H-Track wheel, standard (silicone) (1 pcs.) H-Schienenrad, standard (Silikon) (1 St.) payload Traglast 500 kg / 1102 lb	105206	H-Wheel Mount, 4 X 2 Wheels
	H-Track wheel, medium (VK92) (1 pcs.) H-Schienenrad, medium (VK92) (1 St.) payload Traglast 700 kg / 1543 lb	155755	
	H-Track wheel, hard (delrin) (1 pcs.) H-Schienenrad, hart (Delrin) (1 St.) payload Traglast 1200 kg / 2646 lb	100457	

PNEUMATIC- AND STUDIO-WHEELS
LUFT-, UND STUDIORÄDER Ø 200 mm / 7.9"

	H-Pneumatic wheel with brake disc (1 pcs.) H-Lufttrad mit Bremsscheibe (1 St.) payload Traglast 200 kg / 441 lb	138802	H-Wheel Mount
	H-Studio wheel, soft with brake disc (1 pcs.) H-Studiorad, weich mit Bremsscheibe (1 St.) payload Traglast 500 kg / 1102 lb	138843	
	H-Studio wheel, hard with brake disc (1 pcs.) H-Studiorad, hart mit Bremsscheibe (1 St.) payload Traglast 600 kg / 1323 lb	143200	

illustration not to scale <i>Darstellung nicht maßstabsgetreu</i>	product name <i>Bezeichnung</i>	code no. <i>Art.-Nr.</i>	suitable for <i>passend für</i>
<p>4 X 2 TRACK WHEELS 4 X 2 SCHIENENRÄDER</p> <p style="text-align: right;">Ø 110 mm / 4.3"</p>			
	Track wheel 4x2, standard (silicone) (1 pcs.) <i>Schiennenrad 4x2, Standard (Silikon) (1 St.)</i>	100419	
	Track wheel 4x2, medium (VK92) (1 pcs.) <i>Schiennenrad 4x2, medium (VK92) (1 St.)</i>	162206	Foxy Adv., Light-weight Dolly
	Track wheel 4x2, hard (delrin) (1 pcs.) <i>Schiennenrad 4x2, hart (Delrin) (1 St.)</i>	103930	
<p>BROADCAST TRACK WHEELS BROADCAST SCHIENENRÄDER</p> <p style="text-align: right;">Ø 70 mm / 2.7"</p>			
	Track wheel, standard (silicone) (1 pcs.) <i>Schiennenrad, Standard (Silikon) (1 St.)</i>	138590	
	Track wheel, medium (VK92) (1 pcs.) <i>Schiennenrad, medium (VK92) (1 St.)</i>	163047	Husky, Roller Plate, Universal Dolly, SD100/150
	Track wheel, curve (1 pcs.) <i>Schiennenrad, Kurve (1 St.)</i>	161636	

RIGS, JIB ARMS AND U-BANGI AUSLEGER, JIB ARME UND U-BANGI

















illustration not to scale <i>Darstellung nicht maßstabsgetreu</i>		product name <i>Bezeichnung</i>	code no. <i>Art.-Nr.</i>	suitable for <i>passend für</i>	
	HIGH LOW RIG HOCH-TIEF-AUSLEGER		payload <i>Traglast</i> 130 kg / 287 lb		
			range <i>Verstellbereich</i> 0 - 70 cm / 2'4"		
High Low Rig <i>Hoch-Tief-Ausleger</i>			132336	Evolution, Classic, SP3	
	Seat + Footrest for Low Rig <i>Sitzzapfen + Fusstütze für Tiefausleger</i>		100480		
	MINI HIGH LOW RIG MINI HOCH-TIEF-AUSLEGER		payload <i>Traglast</i> 80 kg / 176 lb		
			range <i>Verstellbereich</i> 0 - 50 cm / 0 - 1'8"		
	Mini high low rig <i>Mini Hoch-Tief-Ausleger</i>			108958	
		Short top for mini high low rig <i>Kurzes Top für Mini Hoch-Tief-Ausleger</i>		108956	All Panther Dollies
		Long top for mini high low rig <i>Langes Top für Mini Hoch-Tief-Ausleger</i>		108957	
	Mini high low rig adapter <i>Mini Hoch-Tief-Ausleger Adapter</i>		100405	Vario Jib, Light weight jib	
	MULTI RIG MULTI RIG			All Euro Adapters, Vario Jib, Light weight Jib	
	Multi Rig <i>Multi Rig</i>				135606
		Euro adapter for Multi Rig <i>Euroadapter für Multi Rig</i>			
	Multi Rig adapter <i>Multi Rig Adapter</i>			136693	
	Offset Rig, 75 cm / 30" <i>Seitenausleger, 75 cm</i>			105336	All Euro Adapters

illustration not to scale / *Darstellung nicht maßstabsgetreu* product name / *Bezeichnung* code no. / *Art.-Nr.* suitable for / *passend für*

	VARIO JIB VARIO JIB			136728	All Panther Dollies
	Vario Jib <i>Vario Jib</i>				
	payload	<i>Traglast</i>	80 kg / 176 lb		
	with maximum counterweight	<i>bei maximalem Gegengewicht</i>	6 x 15 kg / 6 x 33 lb		
range* (height)	<i>Verstellbereich* (Höhe)</i>	36 - 256 cm / 1'2" - 8'5"			
* on CLASSIC, EVO Dolly, lower column position * <i>auf CLASSIC, EVO Dolly, untere Säulenposition</i>					
	Vario Jib extension, 1 m / 3'3" <i>Vario Jib Verlängerung, 1 m</i>			133830	
	Fine adjustment counterweight for Vario Jib, front <i>Schiebegewicht für Vario Jib, vorne</i>			140688	
	Jib Offset Rig <i>Jib Seitenausleger</i>			100402	Vario Jib, Light-weight jib


	FOXY JIB FOXY JIB			80 kg / 176 lb	Evolution, Classic, SP3
	max. payload	<i>max. Traglast</i>	12 x 17 kg / 12 x 37.5 lb		
	maximum counterweight	<i>maximales Gegengewicht</i>	0 - 500 cm / 0 - 16'5"		
	range*	<i>Verstellbereich*</i>	0 - 500 cm / 0 - 16'5"		
* version 2 on CLASSIC, EVO Dolly, upper column position * <i>Version 2 auf CLASSIC, EVO Dolly, obere Säulenposition</i>					
Qty. / <i>Anzahl</i>	consisting of / <i>bestehend aus</i>		code no. / <i>Art.-Nr.</i>		
1	Euro-Foxy-adapter	<i>Euro-Foxy-Adapter</i>	159541		
1	Central pivot section Foxy Advanced	<i>Mittelteil Foxy Advanced</i>	156773		
1	Foxy compensator end piece	<i>Foxy Wippenendstück</i>	136770		
1	Outrigger 1 with balance rod, 165 cm / 5' 5"	<i>Ausleger 1 mit Zugstange, 165 cm</i>	126898		
1	Outrigger 2 with balance rod, 150 cm / 4'11"	<i>Ausleger 2 mit Zugstange, 150 cm</i>	126897		
1	Outrigger 3 with balance rod, 100 cm / 3'3"	<i>Ausleger 3 mit Zugstange, 100 cm</i>	129180		
1	Foxy/Galaxy Remote head mount	<i>Foxy/Galaxy Remote Galgen</i>	127066		
1 - 12	Counterweight Crane	<i>Gegengewicht Kran</i>	109023		

illustration not to scale
Darstellung nicht maßstabsgetreu

product name
Bezeichnung

code no.
Art.-Nr.

suitable for
passend für



**LIGHT WEIGHT JIB
LEICHTARM**

Light Weight Jib
Leichtarm

100399

All
Panther
Dollies

payload	Traglast	80 kg / 176 lb
with maximum counterweight	bei maximalem Gegengewicht	4 x 15 kg / 4 x 33 lb
range (height)	Verstellbereich (Höhe)	56 - 170 cm / 1'10" - 5'7"
* on CLASSIC, EVO Dolly, lower column position * auf CLASSIC, EVO Dolly, untere Säulenposition		



**SUPER JIB I
SUPER JIB I**

Super Jib I
Super Jib I

100504

Evolution,
Classic,
SP3

payload	Traglast	130 kg / 287 lb
with maximum counterweight	bei maximalem Gegengewicht	6 x 15 kg / 6 x 33 lb
range* (height)	Verstellbereich* (Höhe)	13 - 148 cm / 5" - 4'10"
* with High Low Rig (lower position) on CLASSIC, EVO Dolly * mit High Low Rig (untere Position) auf CLASSIC, EVO Dolly		



Super Jib I High Low Rig
Super Jib I Hoch-Tief-Ausleger

100506

illustration not to scale
Darstellung nicht maßstabsgetreu

product name
Bezeichnung

code no.
Art.-Nr.

suitable for
passend für


















SUPER JIB II SUPER JIB II															
	Super Jib II central pivot section <i>Super Jib II Mittelteil</i>	109723	Evolution, Classic, SP3												
	<table border="1"> <tr> <td>payload standard version</td> <td><i>Traglast Standardversion</i></td> <td>200 kg / 441 lb</td> </tr> <tr> <td>with maximum counterweight</td> <td><i>bei maximalem Gegengewicht</i></td> <td>12 x 15 kg / 12 x 33 lb</td> </tr> <tr> <td>range *</td> <td><i>Verstellbereich *</i></td> <td>9 - 243 cm / 4" - 7'12"</td> </tr> <tr> <td>* on CLASSIC, EVO Dolly</td> <td><i>* auf CLASSIC, EVO Dolly</i></td> <td></td> </tr> </table>	payload standard version		<i>Traglast Standardversion</i>	200 kg / 441 lb	with maximum counterweight	<i>bei maximalem Gegengewicht</i>	12 x 15 kg / 12 x 33 lb	range *	<i>Verstellbereich *</i>	9 - 243 cm / 4" - 7'12"	* on CLASSIC, EVO Dolly	<i>* auf CLASSIC, EVO Dolly</i>		
	payload standard version	<i>Traglast Standardversion</i>		200 kg / 441 lb											
	with maximum counterweight	<i>bei maximalem Gegengewicht</i>		12 x 15 kg / 12 x 33 lb											
range *	<i>Verstellbereich *</i>	9 - 243 cm / 4" - 7'12"													
* on CLASSIC, EVO Dolly	<i>* auf CLASSIC, EVO Dolly</i>														
	Super Jib II outrigger 1 <i>Super Jib II Ausleger 1</i>	109795													
	Super Jib II balance rod (short) <i>Super Jib II Zugstange (kurz)</i>	109781													
	Super Jib II balance rod 1 (long) <i>Super Jib II Zugstange 1 (lang)</i>	109783													
	Super Jib II Weight suspender <i>Super Jib II Gewichtshalter</i>	109777													
	Super Jib II Counterweight rod (4 weights) <i>Super Jib II Gegengewichtsstange (4 Gewichte)</i>	113559													
	Super Jib II platform <i>Super Jib II Plattform</i>	113414													
	Super Jib II connecting rod <i>Super Jib II Verbindungsstange</i>	109786													
	Super Jib ring <i>Super Jib Ring</i>	108218													
	Super Jib II High Low Rig <i>Super Jib II Hoch-Tief-Ausleger</i>	109765													

illustration not to scale Darstellung nicht maßstabsgetreu	product name Bezeichnung	code no. Art.-Nr.	suitable for passend für
U-BANGI II U-BANGI II			
	U-Bangi II, 90 cm / 2'11" <i>U-Bangi II, 90 cm</i>	108867	Evolution, Classic, SP3, Buddy, Tripods, Sand- bags, etc.
	U-Bangi II, 140 cm / 4'7" <i>U-Bangi II, 140 cm</i>	125128	
	U-Bangi II, 200 cm / 6'7" <i>U-Bangi II, 200 cm</i>	121890	
	U-Bangi II, 300 cm / 9'10" <i>U-Bangi II, 300 cm</i>	125127	
	U-Bangi tripod pin (1 pcs.) <i>U-Bangi Stativ Zapfen (1 St.)</i>	125136	28 mm spigot
	Low Combo Tripod <i>Low Combo Stativ</i>	AA120	125136
	Double Euroadapter <i>Doppel Euroadapter</i>	125137	U-Bangi II
	U-Bangi track, 1.4 m / 4'7" (1 pcs.) <i>U-Bangi Schiene, 1,4 m (1 St.)</i>	125130	-
	U-Bangi track, 2 m / 6'7" (1 pcs.) <i>U-Bangi Schiene, 2 m (1 St.)</i>	121888	-
	U-Bangi track, 3 m / 9'10" (1 pcs.) <i>U-Bangi Schiene, 3 m (1 St.)</i>	125129	-
	Case for U-Bangi II, 90 cm / 2'11" <i>Koffer für U-Bangi II, 90 cm</i> dimensions L x W x H 5'3" x 7" x 11" Abmessungen L x B x H 106 x 19 x 28 cm	108874	108867
	Case for U-Bangi II, 140 cm / 4'7" <i>Koffer für U-Bangi II, 140 cm</i> dimensions L x W x H 5'1" x 7" x 11" Abmessungen L x B x H 155 x 19 x 28 cm	100579	125128
	Case for U-Bangi II, 200 cm / 6'7" <i>Koffer für U-Bangi II, 200 cm</i> dimensions L x W x H 6'11" x 9" x 11" Abmessungen L x B x H 210 x 22 x 29 cm	100581	121890

UNIVERSAL ACCESSORIES
UNIVERSALZUBEHÖR



illustration not to scale
Darstellung nicht maßstabsgetreu

product name
Bezeichnung

code no.
Art.-Nr.

suitable for
passend für

		BAZOOKA			
		BAZOOKA			
		Bazooka, 10 cm / 4" <i>Bazooka, 10 cm</i>	107025	All Euro Adapters	
		Bazooka, 20 cm / 8" <i>Bazooka, 20 cm</i>	107026		
		Bazooka, 30 cm / 12" <i>Bazooka, 30 cm</i>	107030		
		Bazooka, 40 cm / 16" <i>Bazooka, 40 cm</i>	107027		
		Bazooka, 50 cm / 20" <i>Bazooka, 50 cm</i>	107029		
		Bazooka two stage with gas spring, 35 - 75 cm / 1'2" - 2'6" <i>Bazooka zweistufig mit Gasfeder, 35 - 75 cm</i>	107028	All Euro Adapters	
		two stage column with Euromount	zweistufige Säule mit Euroadapter		
		payload	<i>Traglast</i>		200 kg / 440 lb
		min height	<i>min Höhe</i>		35 cm / 15"
		Broadcast Bazooka adjustable, 43 - 83 cm / 1'5" - 2'9" <i>Broadcast Bazooka verstellbar, 43 - 83 cm</i>	138733	Buddy, Husky, Roller Plate, Leicht-dolly	
		one stage column with Euromount and integr. 75 mm bowl	einstufige Säule mit Euroadapter und integr. 75 mm Schale		
		payload	<i>Traglast</i>		65 kg / 143 lb
		min height	<i>min Höhe</i>		43 cm / 1'5"
		Broadcast Bazooka with gas spring, 44 - 76 cm / 1'5" - 2'6" <i>Broadcast Bazooka mit Gasfeder, 44 - 76 cm</i>	147496	Buddy, Husky, Roller Plate, Leicht-dolly	
		one stage column with Euromount	einstufige Säule mit Euroadapter		
		payload	<i>Traglast</i>		100 kg / 220 lb
		min height	<i>min Höhe</i>		44 cm / 17"
		max. height	<i>max Höhe</i>	76 cm / 30"	

illustration not to scale
Darstellung nicht maßstabsgetreu

product name
Bezeichnung

code no.
Art.-Nr.

suitable for
passend für

MITCHELL RISER
MITCHELL RISER




Mitchell Riser, 10 cm / 4" <i>Mitchell Riser, 10 cm</i>	136910
Mitchell Riser, 20 cm / 8" <i>Mitchell Riser, 20 cm</i>	136937
Mitchell Riser, 30 cm / 12" <i>Mitchell Riser, 30 cm</i>	136939
Mitchell Riser, 40 cm / 16" <i>Mitchell Riser, 40 cm</i>	136941
Mitchell Riser, 50 cm / 20" <i>Mitchell Riser, 50 cm</i>	136943


All
Mitchell
Adapters


LIGHTWEIGHT DOLLY
LEICHTDOLLY



Lightweight Dolly Base <i>Leichtdolly Basis</i>	100409
weight <i>Eigengewicht</i> 19,5 kg / 43 lb payload <i>Traglast</i> 350 kg / 772 lb dimensions <i>Abmessungen</i> 78 x 110 cm / 2'6" x 3'7" gauge <i>Spurbreite</i> 62 cm / 2'	

 Pneumatic wheels with axles <i>Lufträder mit Achsen</i>	100410
---	--------

 Track wheel axles <i>Schieneradachsen</i>	100411
---	--------

 Platform <i>Plattform</i>	100412
---	--------


 All 4 x 2 track wheels see Page 10 <i>Alle 4 x 2 Schienenräder auf Seite 10</i>	
---	--

illustration not to scale
Darstellung nicht maßstabsgetreu

product name
Bezeichnung

code no.
Art.-Nr.

suitable for
passend für

CASTERS
FAHRSPINNEN



Dolly - SD 100/150
Dolly - SD 100/150

149424

All
100 and
150 mm
Tripods

weight	Gewicht	5 kg / 11 lb
payload	Traglast	150 kg / 330 lb
radius	Radius	39 - 65 cm / 1'3"-2'2"
trans. length	Transportlänge	39 cm / 1'3"



Studio wheel with cable guard (1 pcs.)
Studiorad mit Kabelabweiser (1 St.)

149069

Universal
Dolly,
SD 100 /
150

∅ 95 mm / 3.7"



All track wheels see page 10
Alle Schienenräder auf Seite 10



Rubber foot for Universal Dolly (3 pcs.)
Gummifuß für Universaldolly (3 St.)

150473

Universal
Dolly



Levelling foot (1 pcs.)
Nivellierfuß (1 St.)

110391



Universal Dolly (without wheels)
Universaldolly (ohne Räder)

149059

PIXY
Crane,
Euro
Adapters,
Bazooka,
Tripods
ect.

weight	Gewicht	7 kg / 15 lb
payload	Traglast	200 kg / 440 lb
radius	Radius	50 cm / 1'8"
trans. length	Transportlänge	66 cm / 2'2"
gauge	Spurbreite	62 cm / 2'














illustration not to scale <i>Darstellung nicht maßstabsgetreu</i>	product name <i>Bezeichnung</i>	code no. <i>Art.-Nr.</i>	suitable for <i>passend für</i>
SEATS SITZE			
	Seat contour + seat belt <i>Kontursitz + Gurt</i>	100552	
	Seat contour + seat belt, compact <i>Kontursitz + Gurt, kompakt</i>	130276	
	Seat contour, compact <i>Kontursitz, kompakt</i>	100387	All Seat Extensions combined, vertical, Seat tubes
	eccentric seat, heat insulated <i>Exzetersitz, wärmeisoliert</i>	122149	
	Seat cushion, heat insulated (Gore Tex) <i>Sitzkissen, wärmeisoliert (Gore Tex)</i>	124881	
SEAT EXTENSIONS SITZARME			
		for pin Ø 25 mm / 1" für Zapfen Ø 25 mm	
	Seat Extension combined, 10 cm / 4" <i>Sitzarm kombiniert, 10 cm</i>	105661	
	Seat Extension combined, 20 cm / 8" <i>Sitzarm kombiniert, 20 cm</i>	105662	
	Seat Extension combined, 30 cm / 12" <i>Sitzarm kombiniert, 30 cm</i>	105663	
	Seat Extension vertical, 10 cm / 4" <i>Sitzarm senkrecht, 10 cm</i>	105658	
	Seat Extension vertical, 20 cm / 8" <i>Sitzarm senkrecht, 20 cm</i>	105659	All Dollies
	Seat Extension vertical, 30 cm / 12" <i>Sitzarm senkrecht, 30 cm</i>	105660	
	Connecting pin, jammed <i>Verbindungsbolzen, klemmbar</i>	Ø 25 mm / 1"	
	Connecting pin <i>Verbindungsbolzen</i>	Ø 25 mm / 1"	100395










illustration not to scale Darstellung nicht maßstabsgetreu	product name Bezeichnung	code no. Art.-Nr.	suitable for passend für
	Low Boy (Hi Hat) Low Boy (Hi Hat)		
	Low Boy (Hi Hat) without bowl Low Boy (Hi Hat) ohne Schale	140500	100383 107374 107837
	Bowl 100 mm Schale 100 mm	100383	
	Bowl 150 mm Schale 150 mm	107374	140500 107375 107407 107406
	Mitchell plate Mitchell Platte	107837	
	Bracket Träger	107375	
	Short offset bracket Kurzer Seitenträger	107407	100383 107374 107837
	Long offset bracket Langer Seitenträger	107406	
	Bowl adapter 150-100 mm Schalenadapter 150-100 mm	105581	107374
	Banana adapter Bananen Adapter	108515	107374
	Combi bowl adapter Kombi Kugelschalen Adapter	100415	
	Mitchell 4-way leveller Mitchell 4-way leveller	106635	All Euro adapters
	Combi offset bowl Kombi Seitenschale	126746	All Euro Adapters, 150 mm bowl











illustration not to scale <i>Darstellung nicht maßstabsgetreu</i>	product name <i>Bezeichnung</i>	code no. <i>Art.-Nr.</i>	suitable for <i>passend für</i>
MISCELLANEOUS VERSCHIEDENES			
	Euroadapter mount <i>Euroadapter Mount</i>	100447	Pick Up, Light-weight Dolly, Universal Dolly, Mini Base, Buddy, Husky
	Turnstile attachment <i>Drehkreuz</i>	100374	
	Turnstile attachment (1 seat) <i>Drehkreuz (1 Sitz)</i>	146708	
	Center off <i>Zentrumversetzer</i>	100448	Leicht-dolly, Husky, Roller Plate
	Mitchell-Euroadapter <i>Mitchell-Euroadapter</i>	136974	All Mitchell Adapters
	Euro-Mitchell adapter <i>Euro-Mitchell Adapter</i>	144888	All Euro Adapters
	Rotary adapter <i>Drehgelenk</i>	100512	
	Euroadapter for connector plate <i>Euroadapter für Anschlußplatte</i>	122209	Universal Dolly
	150 mm bowl - Euroadapter 150 mm Schale - Euroadapter	100428	150 mm bowl
	Low shot plate <i>Low Shot Platte</i>	107104	All Panther Dollies








illustration not to scale <i>Darstellung nicht maßstabsgetreu</i>	product name <i>Bezeichnung</i>	code no. <i>Art.-Nr.</i>	suitable for <i>passend für</i>
	Tool Kit <i>Werkzeugtasche</i>	100429	
	Super Clamp <i>Super Clamp</i>	AC1575B	
	Car mount <i>Autoeinhängestativ</i>	100427	standard car doors
WEIGHTS GEWICHTE			
	Counterweight, 15 kg / 33 lb <i>Gegengewicht, 15 kg</i>	104378	All Panther Dollies
	Variable Counterweight, 8 kg / 18 lb <i>Tariergewicht, 8 kg</i>	114191	All Panther Dollies
	Counterweight Pixy Crane, 17 kg / 37.5 lb <i>Gegengewicht Pixy Kran, 17 kg</i>	139692	Jib Arms, Pixy Crane
	Counterweight Crane, 17 kg / 37.5 lb <i>Gegengewicht Kran, 17 kg</i>	109023	Foxy Adv., Galaxy

illustration not to scale
Darstellung nicht maßstabsgetreu

product name
Bezeichnung

code no.
Art.-Nr.

WALL SPREADER
WALL SPREADER



Wall Spreader cpl.
Wall Spreader kpl.

138966

payload	Traglast	75 kg / 165 lb
tube Ø	Rohr Ø	50 mm / 2"







Qty. Anzahl	consisting of bestehend aus		code no. Art.-Nr.				
2	Telescopic pole 1.4 - 2.5m / 4'7" - 8'2"	Teleskopstange 1,4 - 2,5m	138930				
2	Telescopic pole 2.15 - 4m / 7'1" - 13'1"	Teleskopstange 2,15 - 4m	138960				
2	Telescopic pole 3.15 - 6m / 10'4" - 19'8"	Teleskopstange 3,15 - 6m	138963				
6	Clamping ring	Klemmring	138934				
4	Double clamping ring	Doppelklemmring	138940				
1	Clamping ring with Euro Adapter	Klemmring mit Euroadapter	139045				
4	Buffer	Puffer	138927				
4	Plastic tube	Kunststoffhülse	138952				
8	Tightening element	Spanneinheit	138949				
2	Extension tube	Verlängerungshülse	138953				
1	Case for Wall Spreader	Koffer für Wall Spreader	139866				
		<table border="1"> <tr> <td>dimensions</td> <td>2'9" x 1'3" x 1'6"</td> </tr> <tr> <td>Abmessungen</td> <td>78 x 38 x 37 cm</td> </tr> </table>	dimensions	2'9" x 1'3" x 1'6"	Abmessungen	78 x 38 x 37 cm	
dimensions	2'9" x 1'3" x 1'6"						
Abmessungen	78 x 38 x 37 cm						
1	Bag for Wall Spreader telescopic poles	Tasche für Wall Spreader Teleskopstangen	100340				



TRACKS SCHIENEN



illustration not to scale <i>Darstellung nicht maßstabsgetreu</i>	description <i>Bezeichnung</i>	code no. <i>Art.-Nr.</i>
	PST - PRECISION STEEL TRACK PST - PRECISION STEEL TRACK <div style="border: 1px solid black; padding: 2px; display: inline-block; margin-left: 20px;">Ø 38 mm / 1.5"</div> Precision Steel Track, 0.5 m / 1'8" (1 pcs.) <i>Precision Steel Track, 0,5 m (1 St.)</i>	139036
 	FIXED SLEEPER, 62 CM / 2' STARRE SCHWELLE, 62 CM Precision Steel Track 620, 1 m / 3'3" <i>Precision Steel Track 620, 1 m</i> Precision Steel Track 620, 2 m / 6'7" <i>Precision Steel Track 620, 2 m</i> Precision Steel Track 620, 3 m / 9'10" <i>Precision Steel Track 620, 3 m</i> Precision Steel Track curve 620/8 - 45° (Ø inside 4.8 m / 15'9") <i>Precision Steel Track Kurve 620/8 - 45° (Ø innen 4,8 m)</i> Precision Steel Track curve 620/4 - 90° (Ø inside 3 m / 9'10") <i>Precision Steel Track Kurve 620/4 - 90° (Ø innen 3 m)</i>	138983 137763 138984 139173 139212
	FIXED SLEEPER, 100 CM / 3'3" STARRE SCHWELLE, 100 CM Precision Steel Track 1000, 1 m / 3'3" <i>Precision Steel Track 1000, 1 m</i> Precision Steel Track 1000, 2 m / 6'7" <i>Precision Steel Track 1000, 2 m</i> Precision Steel Track 1000, 3 m / 9'10" <i>Precision Steel Track 1000, 3 m</i>	138985 138986 138987

Special length and Curves on request
Sonderlängen und Kurven auf Anfrage

























illustration not to scale <i>Darstellung nicht maßstabsgetreu</i>	description <i>Bezeichnung</i>	code no. <i>Art.-Nr.</i>	suitable for passend für
PST - SLEEPER PST - SCHWELLEN			
	Fixed sleeper PST, 62 cm / 2' <i>Starre Schwelle PST, 62 cm</i>	138528	For PST
	Fixed sleeper PST, 100 cm / 3'3" <i>Starre Schwelle PST, 100 cm</i>	138969	
	Telescopic sleeper PST <i>Teleskopschwelle PST</i>	143833	
PST - TRACK ADAPTERS & ACCESSORIES PST - SCHIENENADAPTER & ZUBEHÖR			
	Universal track adapter PST - PVT (MK II)/tube <i>Schienenadapter Universal PST- PVT (MK II)/Rohr</i> Ø 38 mm / 1.5" - Ø 33 mm / 1.3"	139226	For PST, PVT (MK II), tube
	PST-Moy-Adapter (2 pcs.) <i>PST-Moy-Adapter (2 St.)</i> Ø 38 mm / 1.5" - Ø 38 mm / 1.5"	142425	For PST, Moy
	PST-Master Track Adapter (2 pcs.) <i>PST-Master Track Adapter (2 St.)</i> Ø 38 mm / 1.5" - Ø 35 mm / 1.4"	163149	For PST, Master Track
	Universal starter track PST, Ø 38 mm (1 pcs.) <i>Universal Auffahrrampe PST, Ø 38 mm (1 St.)</i>	139238	For PST
	Protection cap PST (2 pcs.) <i>Schutzkappe PST (2 St.)</i>	139298	
	Tie brace PST <i>Spannschloß PST</i>	100424	For PST, tube
	Adapter 36/62 cm for PST <i>Adapter 36/62 cm für PST</i>	159170	For PST

illustration not to scale <i>Darstellung nicht maßstabsgetreu</i>	description <i>Bezeichnung</i>	code no. <i>Art.-Nr.</i>
	PVT (MKII) - PRECISION VARIO TRACK PVT (MKII) - PRECISION VARIO TRACK <div style="border: 1px solid black; padding: 2px; display: inline-block;">Ø 33 mm / 1.3"</div>	
	PV-straight track, 0,5 m / 1'8" (1 pcs.) <i>PV-Schienengerade, 0,5 m (1 St.)</i>	123163
FIXED SLEEPER, 62 CM / 2' STARRE SCHWELLE, 62 CM		
	P-straight track 620, 1 m / 3'3" <i>P-Schienengerade 620, 1 m</i>	123953
	P-straight track 620, 2 m / 6'7" <i>P-Schienengerade 620, 2 m</i>	122621
	P-straight track 620, 3 m / 9'10" <i>P-Schienengerade 620, 3 m</i>	123955
	P-curved track 620/8 - 45° (Ø inside 4.8 m / 15'9") <i>P-Schienenkurve 620/8 - 45° (Ø innen 4,8 m)</i>	123957
	P-curved track 620/4 - 90° (Ø inside 3 m / 9'10") <i>P-Schienenkurve 620/4 - 90° (Ø innen 3 m)</i>	133047
VARIABLE SLEEPER, 62 - 100 CM / 2'-3'3" VARIABLE SCHWELLE, 62 - 100 CM		
	PV-straight track, 1 m / 3'3" <i>PV-Schienengerade, 1 m</i>	123849
	PV-straight track, 2 m / 6'7" <i>PV-Schienengerade, 2 m</i>	123851
	PV-straight track, 3 m / 9'10" <i>PV-Schienengerade, 3 m</i>	123852
	PV-curved track 620/16 - 22.5° (Ø inside 4.8 m / 15'9") <i>PV-Schienenkurve 620/16 - 22,5° (Ø innen 4,8 m)</i>	137703
	PV-curved track 620/8 - 45° (Ø inside 4.8 m / 15'9") <i>PV-Schienenkurve 620/8 - 45° (Ø innen 4,8 m)</i>	123958
	PV-curved track 620/4 - 90° (Ø inside 3 m / 9'10") <i>PV-Schienenkurve 620/4 - 90° (Ø innen 3 m)</i>	127398

Special length and Curves on request
Sonderlängen und Kurven auf Anfrage

illustration not to scale <i>Darstellung nicht maßstabsgetreu</i>	description <i>Bezeichnung</i>	code no. <i>Art.-Nr.</i>	suitable for <i>passend für</i>
PVT (MKII) - SLEEPER PVT (MKII) - SCHWELLEN			
	Fixed sleeper PVT (MK II), 62 cm / 2' <i>Starre Schwelle PVT (MK II), 62 cm</i>	122585	
	Fixed sleeper PVT (MK II), 100 cm / 3'3" <i>Starre Schwelle PVT (MK II), 100 c</i>	124441	For PVT (MKII)
	Vario sleeper PVT (MK II) <i>Vario Schwelle PVT (MK II)</i>	122565	
PVT (MK II) - TRACK ADAPTERS & ACCESSORIES PVT (MK II) - SCHIENENADAPTER & ZUBEHÖR			
	Universal track adapter PST - PVT (MK II)/tube <i>Schienenadapter Universal PST- PVT (MK II)/Rohr</i> <div style="border: 1px solid black; padding: 2px; display: inline-block;">Ø 38 mm / 1.5" - Ø 33 mm / 1.3"</div>	139226	For PVT (MKII), PST, tube
	track adapter PVT (Mk II) - tube <i>Schienenadapter PVT (MK II) - Rohr</i> <div style="border: 1px solid black; padding: 2px; display: inline-block;">Ø 33 mm / 1.3"</div>	123968	For PVT (MKII), tube
	track adapter PVT (MK I) - PVT (MK II) (2 pcs.) <i>Schienenadapter PVT (MK I) - PVT (MK II) (2 St.)</i> <div style="border: 1px solid black; padding: 2px; display: inline-block;">Ø 33 mm / 1.3"</div>	123959	
	Universal starter ramp , Ø 33mm (1 pcs.) <i>Universal Auffahrrampe, Ø 33mm (1 St.)</i>	130103	For PVT (MK I+II)
	Protection hose PVT (MK II) / mtr. <i>Schutzschlauch PVT (MK II) /mtr.</i>	109413	
	36 cm adapter for PVT (MK II) <i>36 cm Adapter für PVT (MK II)</i>	161605	For PVT (MKII)

CASES

KOFFER



product name
Bezeichnung

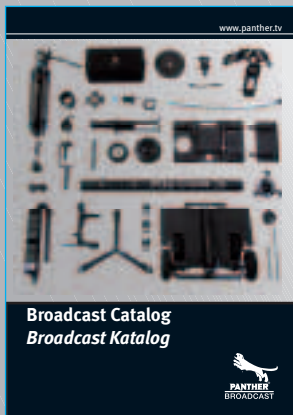
code no.
Art.-Nr.



STANDARD CASES


STANDARDKOFFER

Case for Super Panther III, Classic and Evolution	<i>Koffer für Super Panther III, Classic und Evolution</i>	100562
Case for set studio wheels/pneumatic wheels	<i>Koffer für Satz Studioräder/Lufträder</i>	100576
Case for Super Jib II central pivot section	<i>Koffer für Super Jib II Mittelteil</i>	108872
Case for accessories	<i>Koffer für Zubehör</i>	100566
Case for 2 batteries + 1 charger	<i>Koffer für 2 Batterien + 1 Ladegerät</i>	100567
Case for Super Jib I	<i>Koffer für Super Jib I</i>	100568
Case for Super Jib I platform	<i>Koffer für Super Jib I Plattform</i>	100569
Case for Super Jib ring	<i>Koffer für Super Jib Ring</i>	100573
Case for Lightweight Jib	<i>Koffer für Leichtarm</i>	100570
Case for Vario Jib	<i>Koffer für Vario Jib</i>	100583
Case for Super Jib II accessories	<i>Koffer für Super Jib II Zubehör</i>	109527
Case for Super Jib II platform + ring	<i>Koffer für Super Jib II Plattform + Ring</i>	108873
Case for U-Bangi II	<i>Koffer für U-Bangi II</i>	108874
Case for U-Bangi II, 1.4 m / 4'7"	<i>Koffer für U-Bangi II, 1,4 m</i>	100579
Case for U-Bangi II, 2 m / 6'7"	<i>Koffer für U-Bangi II, 2 m</i>	100581
Case for High Low Rig	<i>Koffer für Hoch-Tiefausleger</i>	100571
Case for compact-round platform	<i>Koffer für Kompakt-Rundplattform</i>	100565
Case for Macro Plate	<i>Koffer für Macro Plate</i>	146460
Special Cases	<i>Sonderkoffer auf Anfrage</i>	-



Broadcast Catalog
Broadcast Katalog

Even more accessories
Noch mehr Zubehör



PANTHER GmbH

Raiffeisenallee 3 | 82041 Oberhaching-Munich | Germany
T +49.89.61 39 00 01 | F +49.89.61 31 00 0
contact@panther.tv | www.panther.tv

